



U.S. DEPARTMENT OF EDUCATION

Education Stabilization Fund

ESF / ESF Reporting / HEER - 065804601 - - Page 19 - Review

SAINT ELIZABETH UNIVERSITY HEERF Provisional Annual Report - Year Two

Submitted

Annual Reporting Period: Jan 1, 2021 - Dec 31, 2021 (Second Annual Report)
Report Annual Submission Date: Mar 31, 2023

Note: Values on this page may not reflect information submitted by the grantee due to privacy protection suppression. **Note:**

Expand All

Collapse All

General Information

Institutions must provide complete answers to each question.

1) Institutional Identifiers and Contact Information:

a) Institution Name: SAINT ELIZABETH UNIVERSITY DUNS #: 065804601 HEERF/CAA#

b) Identify the applicable OPEID(s) for this annual report:

OPEID
00260000

c) Identify the applicable IPEDS unitid(s) for this annual report:

Unitid
P1866181

d) For this annual report, please report on these HEERF grant PR/Award Numbers:

PR/Award Number (Program) / Award Amount
P425E200120 (Student Aid) / \$2,363,280

PR/Award Number (Program) / Award Amount
P425F200818 (Institutional Portion) / \$3,047,148

PR/Award Number (Program) / Award Amount
P425L200238 (Minority Serving Institutions) / \$346,150

2) Did you expend all of your HEERF I, II, & III funds available prior to the end of the reporting period, making this your final annual report?

Websites

3) Reporting on institution websites:

a) HEERF quarterly reporting webpage URL:

Quarterly Reporting URL
steu.edu/student-life/health-services/coronavirus-information/covid-19-emergency-financial-aid-grants-to-students

b) Student Portion Reporting: Provide all active website URLs posted by your campus, or by the institution on behalf of your campus(es), as required by the public posting requirement from the May 13, 2021 notice in the Federal Register for the student portion including any active URLs that provide archived information.

Student Portion URL
steu.edu/student-life/health-services/coronavirus-information/covid-19-emergency-financial-aid-grants-to-students

See <https://www.federalregister.gov/d/2021-10196>.

c) Institutional Portion, (a)(1), (a)(2), and (a)(3) reporting: Provide all active website URLs posted by your campus, or by the institution on behalf of your campus(es), as required by the Quarterly Public Reporting Form for (HEERF I, II, III) (a)(1), (a)(2), and (a)(3) Institutional Portion including any active URLs that provide archived information.

Institutional Portion URL
steu.edu/student-life/health-services/coronavirus-information/covid-19-emergencv-financial-aid-grants-to-students

See <https://www2.ed.gov/about/offices/list/ope/heerreporting.html>.

How Aid Helped

4) How has HEERF helped your institution and your students?

a) HEERF enabled my institution to continue offering planned programs (i.e., programs of study listed in our course catalog) that were at risk of discontinuation due to pandemic-related factors

Strongly disagree	Disagree	Neutral	Agree	Strongly agree	N/A	Unable to Determine
-------------------	----------	---------	-------	----------------	-----	---------------------

b) HEERF enabled my institution to keep student net prices similar to pre-pandemic levels

Strongly disagree	Disagree	Neutral	Agree	Strongly agree	N/A	Unable to Determine
-------------------	----------	---------	-------	----------------	-----	---------------------

Net price refers to costs covered by students and their families and is calculated by adding tuition, fees, books, supplies, and living costs and subtracting grant and/or scholarship aid (e.g., Pell grants, school-based grants, merit scholarships)

c) HEERF enabled my institution to keep students enrolled by providing them with electronic devices and Internet access

Strongly disagree	Disagree	Neutral	Agree	Strongly agree	N/A	Unable to Determine
-------------------	----------	---------	-------	----------------	-----	---------------------

d) HEERF enabled my institution to keep students enrolled who were at risk of dropping out due to pandemic-related factors by providing direct financial support to students

Strongly disagree	Disagree	Neutral	Agree	Strongly agree	N/A	Unable to Determine
-------------------	----------	---------	-------	----------------	-----	---------------------

e) HEERF enabled my institution to keep faculty, staff, employees, and contractors at full salary levels who were at risk of unemployment due to pandemic-related factors

Strongly disagree	Disagree	Neutral	Agree	Strongly agree	N/A	Unable to Determine
-------------------	----------	---------	-------	----------------	-----	---------------------

f) HEERF enabled my institution to purchase COVID tests, health screening, and the healthcare needed to help students and faculty

Strongly disagree	Disagree	Neutral	Agree	Strongly agree	N/A	Unable to Determine
-------------------	----------	---------	-------	----------------	-----	---------------------

Aid Determination

5) How did your institution determine which students received emergency financial aid grants to students and how much each student would receive? Please indicate if any of the following strategies were used at least once during the reporting period

a) Did you ask students to apply for funds?

Yes	No
-----	----

i) Did you use that application to determine the amount of a student's emergency financial aid grant?

Yes	No
-----	----

1) What needs did you prioritize to determine the amount of the student's award?

a) Food

Yes	No
-----	----

b) Housing

Yes	No
-----	----

c) Course materials (non-technology)

Yes	No
-----	----

d) Technology

Yes	No
-----	----

e) Health care

Yes	No
-----	----

- f) Child care Yes No
- g) Transportation Yes No
- h) Lost income (e.g., Loss of Employment/Reduced Income) Yes No
- i) Other Yes No
- 2) Did your application require students to submit supporting documentation of their needs or difficulty meeting expenses? Yes No

- b) Did you use any institutional administrative data (pre-existing data that did not come from a HEERF-specific application form) in determining the amount of funds awarded to students? Yes No
- c) Did your institution use a specific methodology to calculate award amounts that is captured in a flowchart, set of equations, a formula, or other documentation? Yes No

Aid Distribution

- 6) How did your institution distribute the emergency financial aid grants to students?
 - a) Checks Yes No
 - b) Electronic funds transfer /Direct deposit Yes No
 - c) Debit cards Yes No
 - d) Payment apps Yes No
 - e) Other Yes No

Emergency Grants - Guidance

- 7) Did your institution provide any instructions, directions, or guidance to students (e.g., FAQs) about the emergency financial aid grants upon disbursement? Yes No

Emergency Grants - Counts, Student, and Institution Funds

8) What percentage of students received emergency grants and how much did students receive in emergency grants by fund type and student type?

Note: Institutions must provide complete answers to each question.

a) Complete the following table:

When IPEDS definitions apply (categories labeled with "(IPEDS categories)" in the form), use the same category for each student that is used to report to IPEDS. For the second and third annual HEERF reports (reporting on calendar years 2021 and 2022 in early 2022 and early 2023 respectively), if a student is not reported to IPEDS, for example because they are not enrolled for credit in courses that could lead to an award, then report that student under "Students not categorized in IPEDS." In the fourth, and fifth annual HEERF reports "Students not categorized in IPEDS" will no longer be an option in the form and institutions will need to track all of their students (regardless of if they would be included in IPEDS enrollment counts) and categorize them using the IPEDS classification methodology

Emergency Financial Aid Grants Awarded to Students: Report only disbursements related to Emergency Financial Aid Grants including using those grants to satisfy outstanding accounts. Any disbursements unrelated to Emergency Financial Aid Grants should not be included in the reported expenditures

Number of Students

How many students were enrolled? (unduplicated count for the reporting period)

Number of Undergraduate₆ full-time₇ Pell grant recipients₈

498

Number of Undergraduate₆ full-time₇ Non-Pell grant recipients₉

267

Number of Undergraduate₆ part-time Pell grant recipients

18

Number of Undergraduate₆ part-time Non-Pell grant recipients

174

Number of Graduate full-time recipients

225

Number of Graduate part-time recipients

344

Total number of Students

1,526

Number of HEERF Student Recipients - Emergency Grants to Students (unduplicated)
How many students received HEERF emergency financial aid grants? (unduplicated across all HEERF sections)

Number of Undergraduate₆ full-time₇ Pell grant recipients₈

447

Number of Undergraduate₆ full-time₇ Non-Pell grant recipients₉

163

Number of Undergraduate₆ part-time Pell grant recipients

6

Number of Undergraduate₆ part-time Non-Pell grant recipients

33

Number of Graduate full-time recipients

94

Number of Graduate part-time recipients

57

Total number of Students

800

HEERF (a)(1) Student Aid Portion Amount Disbursed
What was the amount disbursed directly to students as Emergency Financial Aid Grants?

Amount disbursed to Undergraduate₆ full-time₇ Pell grant recipients₈

\$ 554,190.00

Amount disbursed to Undergraduate₆ full-time₇ Non-Pell grant recipients₉

\$ 156,515.00

Amount disbursed to Undergraduate₆ part-time Pell grant recipients

\$ 4,645.00

Amount disbursed to₆ part-time Non-Pell grant recipients

\$ 20,300.00

Amount disbursed to Graduate full-time recipients

\$ 32,400.00

Amount disbursed to Graduate part-time recipients

\$ 11,300.00

Total amount disbursed to Students

\$779,350.00

HEERF (a)(1) Student Aid Portion Amount Disbursed

What was the amount of Emergency Financial Aid Grants applied to satisfy student's outstanding account balance upon receiving affirmative written consent from students to do so?

If funds were not used for this purpose, report \$0. Include only amounts that benefited students who directly received Emergency Financial Aid Grants.

Amount disbursed to Undergraduate₆ full-time₇ Pell grant recipients₈

\$ 156,244.00

Amount disbursed to Undergraduate₆ full-time₇ Non-Pell grant recipients₉

\$ 69,100.00

Amount disbursed to Undergraduate₆ part-time Pell grant recipients

\$ 850.00

Amount disbursed to Undergraduate₆ part-time Non-Pell grant recipients

\$ 15,300.00

Amount disbursed to Graduate full-time recipients

\$ 16,000.00

Amount disbursed to Graduate part-time recipients

\$ 17,200.00

Total amount disbursed to Students

\$274,694.00

HEERF (a)(1) Institutional Portion Amount Disbursed

What was the amount disbursed directly to students as Emergency Financial Aid Grants?

Amount disbursed to Undergraduate₆ full-time₇ Pell grant recipients₈

\$ 0.00

Amount disbursed to Undergraduate₆ full-time₇ Non-Pell grant recipients₉

\$ 0.00

Amount disbursed to Undergraduate₆ part-time Pell grant recipients

\$ 0.00

Amount disbursed to Undergraduate₆ part-time Non-Pell grant recipients

\$ 0.00

Amount disbursed to Graduate full-time recipients

\$ 0.00

Amount disbursed to Graduate part-time recipients

\$ 0.00

Total amount disbursed to Students

\$0.00

HEERF (a)(1) Institutional Portion Amount Disbursed

What was the amount of Emergency Financial Aid Grants applied to satisfy student's outstanding account balances?

If funds were not used for this purpose, report \$0. Include only amounts that benefited students who directly received Emergency Financial Aid Grants.

Amount disbursed to Undergraduate₆ full-time₇ Pell grant recipients₈

\$ 188,096.00

Amount disbursed to Undergraduate₆ full-time₇ Non-Pell grant recipients₉

\$ 156,575.00

Amount disbursed to Undergraduate₆ part-time Pell grant recipients

\$ 0.00

Amount disbursed to Undergraduate₆ part-time Non-Pell grant recipients

\$ 2,595.00

Amount disbursed to Graduate full-time recipients

\$ 0.00

Amount disbursed to Graduate part-time recipients

\$ 0.00

Total amount disbursed to Students

\$347,266.00

⁶For students in both undergraduate and graduate categories, classify as a graduate student.

⁷For students who had multiple enrollment intensities, classify as full-time.

⁸Designate the student as a Pell grant recipient if the student was a Pell grant recipient at any time within the applicable reporting period.

⁹Includes non-FAFSA filers.

Emergency Grants - (a)(2), (a)(3), and (a)(4) Funds

8) What percentage of students received emergency grants and how much did students receive in emergency grants by fund type and student type?

Note: Institutions must provide complete answers to each question.

a) Complete the following table:

When IPEDS definitions apply (categories labeled with "(IPEDS categories)" in the form), use the same category for each student that is used to report to IPEDS. For the second and third annual HEERF reports (reporting on calendar years 2021 and 2022 in early 2022 and early 2023 respectively), if a student is not reported to IPEDS, for example because they are not enrolled for credit in courses that could lead to an award, then report that student under "Students not categorized in IPEDS." In the fourth, and fifth annual HEERF reports "Students not categorized in IPEDS" will no longer be an option in the form and institutions will need to track all of their students (regardless of if they would be included in IPEDS enrollment counts) and categorize them using the IPEDS classification methodology

Emergency Financial Aid Grants Awarded to Students: Report only disbursements related to Emergency Financial Aid Grants including using those grants to satisfy outstanding accounts. Any disbursements unrelated to Emergency Financial Aid Grants should not be included in the reported expenditures

HEERF (a)(2) Amount Disbursed (HBCUs, TCCUs, MSIs, and SIP)

What was the amount disbursed directly to students as Emergency Financial Aid Grants?

If funds were not used for this purpose, report \$0.

Amount disbursed to Undergraduate₆ full-time₇ Pell grant recipients₈

\$ 0.00

Amount disbursed to Undergraduate₆ full-time₇ Non-Pell grant recipients₉

\$ 0.00

Amount disbursed to Undergraduate⁶ part-time Pell grant recipients

\$ 0.00

Amount disbursed to Undergraduate⁶ part-time Non-Pell grant recipients

\$ 0.00

Amount disbursed to Graduate full-time recipients

\$ 0.00

Amount disbursed to Graduate part-time recipients

\$ 0.00

Total amount disbursed to Students

\$ 0.00

HEERF (a)(2) Amount Disbursed (HBCUs, TCCUs, MSIs, and SIP)

What was the amount of Emergency Financial Aid Grants applied to satisfy student's outstanding account balances?

If funds were not used for this purpose, report \$0. Include only amounts that benefited students who directly received Emergency Financial Aid Grants.

Amount disbursed to Undergraduate⁶ full-time⁷ Pell grant recipients⁸

\$ 0.00

Amount disbursed to Undergraduate⁶ full-time⁷ Non-Pell grant recipients⁹

\$ 0.00

Amount disbursed to Undergraduate⁶ part-time Pell grant recipients

\$ 0.00

Amount disbursed to Undergraduate⁶ part-time Non-Pell grant recipients

\$ 0.00

Amount disbursed to Graduate full-time recipients

\$ 0.00

Amount disbursed to Graduate part-time recipients

\$ 0.00

Total amount disbursed to Students

\$ 0.00

⁶For students in both undergraduate and graduate categories, classify as a graduate student.

⁷Students that are not considered undergraduate or graduate students, for example, non-credit students.

⁸For students who had multiple enrollment intensities, classify as full-time.

⁹Designate the student as a Pell grant recipient if the student was a Pell grant recipient at any time within the applicable reporting period.

Emergency Grants - Min/Max, Calculated Totals, and Averages

Emergency Grants - Title IV

8) What percentage of students received emergency grants and how much did students receive in emergency grants by fund type and student type?

Note: Institutions must provide complete answers to each question.

b) Among the students enrolled in your institution, how many were NOT Title IV eligible throughout their enrollment during the reporting period?

Enrolled Students Not Eligible
773

Based on the Department's Final Regulations issued on May 14, 2021 (86 FR 26608, available at <https://www.federalregister.gov/d/2021-10190>), students are not required to be eligible for Title IV student financial aid in order to receive HEERF emergency financial aid grants. Title IV eligibility for this question is based on the number of students for whom the institution has received an Institutional Student Information Record (ISIR) plus the

number of students who completed any alternative form developed by the institution. In reporting these data, students should be classified as Title IV eligible if they were determined to be Title IV eligible at any point during the reporting period.

i) The percentage of students enrolled in your institution who were NOT Title IV eligible throughout their enrollment during the reporting period is
Percentage of Enrolled Students Not Eligible
50.66%

c) Among students who received emergency financial aid grants, how many were NOT Title IV eligible throughout their enrollment during the reporting period?
Students Not Eligible Who Received Grants
125

i) The percentage of students who received emergency financial aid grants who were not Title IV eligible throughout their enrollment during the reporting period is
Percentage of Students Not Eligible Who Received Grants
15.63%

Emergency Grants - Race/Ethnicity

8) What percentage of students received emergency grants and how much did students receive in emergency grants by fund type and student type?
Note: Institutions must provide complete answers to each question.

d) What number of students were enrolled, what number received emergency grants, and how much grant aid did the students receive by IPEDS race/ethnicity categories?

American Indian or Alaska Native

Enrolled student count (unduplicated)

Number of students who received at least one Emergency Financial Aid Grant (unduplicated)

What was the total amount of Emergency Financial Aid Grants disbursed to students through all HEERF funds?

\$

Average HEERF Amount Awarded

Asian

Enrolled student count (unduplicated)

59

Number of students who received at least one Emergency Financial Aid Grant (unduplicated)

31

What was the total amount of Emergency Financial Aid Grants disbursed to students through all HEERF funds?

\$ 34,954.00

Average HEERF Amount Awarded

\$1,127.55

Black or African American

Enrolled student count (unduplicated)

347

Number of students who received at least one Emergency Financial Aid Grant (unduplicated)

280

What was the total amount of Emergency Financial Aid Grants disbursed to students through all HEERF funds?

\$ 578,311.00

Average HEERF Amount Awarded

\$2,065.40

Hispanic/Latino

Enrolled student count (unduplicated)

321

Number of students who received at least one Emergency Financial Aid Grant (unduplicated)

207

What was the total amount of Emergency Financial Aid Grants disbursed to students through all HEERF funds?

\$ 409,042.00

Average HEERF Amount Awarded

\$1,976.05

Native Hawaiian or Other Pacific Islander

Enrolled student count (unduplicated)

7

Number of students who received at least one Emergency Financial Aid Grant (unduplicated)

4

What was the total amount of Emergency Financial Aid Grants disbursed to students through all HEERF funds?

\$ 7,350.00

Average HEERF Amount Awarded

\$1,837.50

White

Enrolled student count (unduplicated)

490

Number of students who received at least one Emergency Financial Aid Grant (unduplicated)

171

What was the total amount of Emergency Financial Aid Grants disbursed to students through all HEERF funds?

\$ 237,085.00

Average HEERF Amount Awarded

\$1,386.46

Two or more races

Enrolled student count (unduplicated)

28

Number of students who received at least one Emergency Financial Aid Grant (unduplicated)

17

What was the total amount of Emergency Financial Aid Grants disbursed to students through all HEERF funds?

\$ 34,193.00

Average HEERF Amount Awarded

\$2,011.35

Race/ethnicity unknown

Enrolled student count (unduplicated)

247

Number of students who received at least one Emergency Financial Aid Grant (unduplicated)

76

What was the total amount of Emergency Financial Aid Grants disbursed to students through all HEERF funds?

\$ 85,055.00

Average HEERF Amount Awarded

\$1,119.14

Nonresident alien

Enrolled student count (unduplicated)

22

Number of students who received at least one Emergency Financial Aid Grant (unduplicated)

11

What was the total amount of Emergency Financial Aid Grants disbursed to students through all HEERF funds?

\$ 11,820.00

Average HEERF Amount Awarded

\$1,074.55

Students not categorized in IPEDS

Enrolled student count (unduplicated)

Number of students who received at least one Emergency Financial Aid Grant (unduplicated)

What was the total amount of Emergency Financial Aid Grants disbursed to students through all HEERF funds?

\$

Average HEERF Amount Awarded

- 8) What percentage of students received emergency grants and how much did students receive in emergency grants by fund type and student type?
Note: Institutions must provide complete answers to each question.
- e) What number of students were enrolled, what number received emergency grants, and how much grant aid did the students receive by IPEDS gender categories?

Men

Enrolled student count (unduplicated)

Number of students who received at least one Emergency Financial Aid Grant (unduplicated)

What was the total amount of grants disbursed to students through all HEERF funds?

\$

Average HEERF Amount Awarded

Women

Enrolled student count (unduplicated)

1,114

Number of students who received at least one Emergency Financial Aid Grant (unduplicated)

533

What was the total amount of grants disbursed to students through all HEERF funds?

\$ 913,475.00

Average HEERF Amount Awarded

\$1,713.84

Students not categorized in IPEDS

Enrolled student count (unduplicated)

Number of students who received at least one Emergency Financial Aid Grant (unduplicated)

What was the total amount of grants disbursed to students through all HEERF funds?

\$

Average HEERF Amount Awarded

- f) What number of students were enrolled, what number received emergency grants and how much grant aid did the students receive by IPEDS age categories?
Institutions should follow IPEDS Fall enrollment guidelines (<https://nces.ed.gov/ipeds/use-the-data/survey-components/8/fall-enrollment>) for when to capture a student's age. For example, institutions operating on a traditional academic year calendar (semester, trimester, quarter, or 4-1-4) report Fall enrollment as of the institution's official fall reporting date or October 15. Institutions operating on a calendar that differs by program or that enrolls students on a continuous basis (referred to as program reporters) report Fall enrollment as students enrolled any time during the period August 1 and October 31.

Ages 25 and older

Enrolled student count (unduplicated)

Number of students who received at least one Emergency Financial Aid Grant (unduplicated)

What was the total amount of grants disbursed to students through all HEERF funds?

\$

Average HEERF Amount Awarded

Ages 24 and younger

Enrolled student count (unduplicated)

829

Number of students who received at least one Emergency Financial Aid Grant (unduplicated)

610

What was the total amount of grants disbursed to students through all HEERF funds?

\$ 1,235,939.00

Average HEERF Amount Awarded

\$2,026.13

Age not available in administrative records (e.g., IPEDS, FAFSA, etc.)

Enrolled student count (unduplicated)

Number of students who received at least one Emergency Financial Aid Grant (unduplicated)

What was the total amount of grants disbursed to students through all HEERF funds?

\$

Average HEERF Amount Awarded

Institutional Expenditures



Lost Revenue



Enrollment - Academic



Enrollment - Race



10) Provide the unduplicated count of students who were enrolled at least once as a degree/certificate seeking student within the reporting period and their enrollment status at the end reporting period. The three statuses (completed, withdrawn, and still enrolled) need to add up to the total number of students enrolled.

Calendar year 2021



a) Complete the following table for the applicable reporting period

Race/ethnicity (IPEDS categories)

AMERICAN INDIAN OR ALASKA NATIVE

Degree/Cert Seeking Students
0

Students Completed

Students Did Not Complete

Students Withdrew

Race/ethnicity (IPEDS categories)

ASIAN

Degree/Cert Seeking Students
58

Students Completed
7

Students Did Not Complete
43

Students Withdrew
8

Race/ethnicity (IPEDS categories)

BLACK OR AFRICAN AMERICAN

Degree/Cert Seeking Students
347

Students Completed
36

Students Did Not Complete
264

Students Withdrew
47

Race/ethnicity (IPEDS categories)

HISPANIC/LATINO

Degree/Cert Seeking Students
319

Students Completed
38

Students Did Not Complete
244

Students Withdrew
37

Race/ethnicity (IPEDS categories)

NATIVE HAWAIIAN OR OTHER PACIFIC ISLANDER

Degree/Cert Seeking Students
0

Students Completed

Students Did Not Complete

Race/ethnicity (IPEDS categories)

WHITE

Degree/Cert Seeking Students
488

Students Completed
86

Students Did Not Complete
358

Students Withdrew
44

Race/ethnicity (IPEDS categories)
TWO OR MORE RACES

Degree/Cert Seeking Students
0

Students Completed

Students Did Not Complete

Students Withdrew

Race/ethnicity (IPEDS categories)
RACE/ETHNICITY UNKNOWN

Degree/Cert Seeking Students
184

Students Completed
25

Students Did Not Complete
140

Students Withdrew
19

Race/ethnicity (IPEDS categories)
NONRESIDENT ALIEN

Degree/Cert Seeking Students
16

Students Completed

Students Did Not Complete
16

Students Withdrew

Calendar year 2020

b) **Complete the following table**

This table provides a historical comparison point for the current reporting period and since it is historical information it does not have to be updated on an annual basis. Institutions should submit responses in the early 2022 data collection process. However, if institutions need more time, they can submit responses in the early 2023 data collection process

Race/ethnicity (IPEDS categories)

AMERICAN INDIAN OR ALASKA NATIVE

Degree/Cert Seeking Students
0

Students Completed

Students Did Not Complete

Students Withdrew

Race/ethnicity (IPEDS categories)
ASIAN

Degree/Cert Seeking Students
42

Students Completed

Students Did Not Complete
42

Students Withdrew

Race/ethnicity (IPEDS categories)
BLACK OR AFRICAN AMERICAN

Degree/Cert Seeking Students
397

Students Completed
70

Students Did Not Complete
286

Students Withdrew
41

Race/ethnicity (IPEDS categories)
HISPANIC/LATINO

Degree/Cert Seeking Students
329

Students Completed
70

Students Did Not Complete
239

Students Withdrew
20

Race/ethnicity (IPEDS categories)
NATIVE HAWAIIAN OR OTHER PACIFIC ISLANDER

Degree/Cert Seeking Students
0

Students Completed

Students Did Not Complete

Students Withdrew

Race/ethnicity (IPEDS categories)
WHITE

Degree/Cert Seeking Students
518

Students Completed
143

Students Did Not Complete
353

Students Withdrew
22

Race/ethnicity (IPEDS categories)
TWO OR MORE RACES

Degree/Cert Seeking Students
20

Students Completed

Students Did Not Complete
20

Students Withdrew

Race/ethnicity (IPEDS categories)
RACE/ETHNICITY UNKNOWN

Degree/Cert Seeking Students
213

Students Completed
48

Students Did Not Complete
148

Students Withdrew
17

Race/ethnicity (IPEDS categories)
NONRESIDENT ALIEN

Degree/Cert Seeking Students
17

Students Completed

Students Did Not Complete
17

Students Withdrew

Calendar year 2019

c) **Complete the following table**

This table provides a historical comparison point for the current reporting period and since it is historical information it does not have to be updated on an annual basis. Institutions should submit responses in the early 2022 data collection process. However, if institutions need more time, they can submit responses in the early 2023 data collection process

Race/ethnicity (IPEDS categories)
AMERICAN INDIAN OR ALASKA NATIVE

Degree/Cert Seeking Students
0

Students Completed

Students Did Not Complete
Students Withdrew

Race/ethnicity (IPEDS categories)
ASIAN

Degree/Cert Seeking Students
37

Students Completed

Students Did Not Complete
37

Students Withdrew

Race/ethnicity (IPEDS categories)
BLACK OR AFRICAN AMERICAN

Degree/Cert Seeking Students
398

Students Completed
51

Students Did Not Complete
302

Students Withdrew
45

Race/ethnicity (IPEDS categories)
HISPANIC/LATINO

Degree/Cert Seeking Students
335

Students Completed
54

Students Did Not Complete
252

Students Withdrew
29

Race/ethnicity (IPEDS categories)
NATIVE HAWAIIAN OR OTHER PACIFIC ISLANDER

Degree/Cert Seeking Students
0

Students Completed

Students Did Not Complete

Students Withdrew

Race/ethnicity (IPEDS categories)
WHITE

Degree/Cert Seeking Students
561

Students Completed
142

Students Did Not Complete
385

Students Withdrew
34

Race/ethnicity (IPEDS categories)
TWO OR MORE RACES

Degree/Cert Seeking Students
13

Students Completed

Students Did Not Complete
13

Students Withdrew

Race/ethnicity (IPEDS categories)
RACE/ETHNICITY UNKNOWN

Degree/Cert Seeking Students
195

Students Completed
28

Students Did Not Complete
154

Students Withdrew
13

Race/ethnicity (IPEDS categories)
NONRESIDENT ALIEN

Degree/Cert Seeking Students
23

Students Completed

Students Did Not Complete
23

Students Withdrew

Enrollment - Gender/Age








FTE Positions



Accreditor Approval



Site Resources

-  [About the Data](#)
-  [Grantee Help](#)
-  [Data Download](#)
-  [API Documentation](#)
-  [Glossary](#)

 [ESF Contacts](#)

 [About the Data](#)

 [Grantee Help](#)

 [Data Download](#)

 [API Documentation](#)

 [Glossary](#)

 [ESF Contacts](#)



www.covid-relief-data.ed.gov

An official website of the Department of Education

[Website Policies](#)

Looking for U.S. government information and services? **Visit USA.gov**

Looking for U.S. government information and services? **Visit USA.gov**

U.S. Department of Education



Contact Us

1-800-USA-LEARN

U.S. Department of Education



Contact Us

1-800-USA-LEARN